

Practice Exam



NACD is pleased to release a complimentary (non-proctored) practice exam to help support your NACD Directorship Certification® exam preparation efforts. The practice exam is a study tool designed to test your knowledge, identify areas for improvement, and build your confidence before taking the certification exam.

DISCLAIMER: The practice exam is not intended to predict your outcome on the actual NACD Directorship Certification exam. A score report with pass/fail determination will not be provided as we do not want candidates to equate passing or failing the practice exam with their performance on the actual exam. Your performance on the practice exam is not a guarantee of how you will perform on the actual exam.



WHAT IS THE PRACTICE EXAM?

- ▶ Taking the practice exam allows you to experience the type of questions in the same format as the actual NACD Directorship Certification exam.
- ▶ The practice exam is timed (185 minutes) and contains a tutorial, 75 multiple-choice questions and 10 case studies. Please note that the tutorial is the same one used in the actual exam. Reference to a proctor is not applicable for the practice exam.
- ▶ At the end of the exam, correct and incorrect responses will be identified. Pass/fail information is **not** presented in the practice exam. Do not interpret this page as a score report. Use this page to access the rationales for each question. See [ANSWER AND RATIONALE REVIEW](#) for more information.



WHO CAN ACCESS THE PRACTICE EXAM?

- ▶ Only those who have received their Authorization to Test notification (from pearsonvueconfirmation@pearson.com) can access the practice exam through their Pearson VUE account.



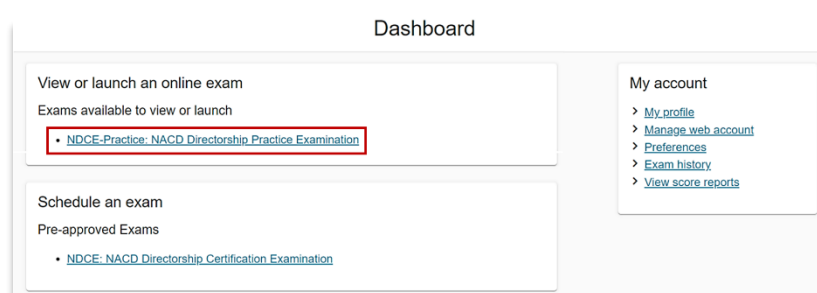
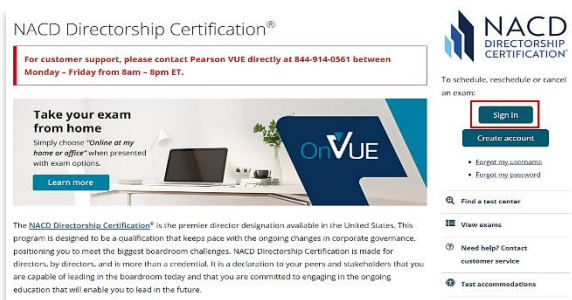
HOW DO YOU ACCESS THE PRACTICE EXAM?

- ▶ Your “Authorization to Test” notification will include a link to the Pearson VUE [landing page](#). From there, create your Pearson VUE account.
- ▶ After creating an account, access the practice exam from the dashboard by selecting the “View online exams” tab (see “Locating the Practice Exams” below).
- ▶ You may take the practice exam as many times as needed. Once you start the practice exam, it cannot be paused, and you must complete your exam before you can view your responses and rationales. **If you want continued access to your responses and rationales, do not click [End Review](#).** Once you click [End Review](#), you will no longer have access to the current practice exam session. See [ENDING THE PRACTICE EXAM](#) for more information.

LOCATING THE PRACTICE EXAM

- 1 Access the [Pearson VUE site](#) and sign into your account. (Note: If you have not created an account on the Pearson site, click the “Create account” tab.)
- 2 Select the “NDCE-Practice: NACD Directorship Practice Examination” link to get started.

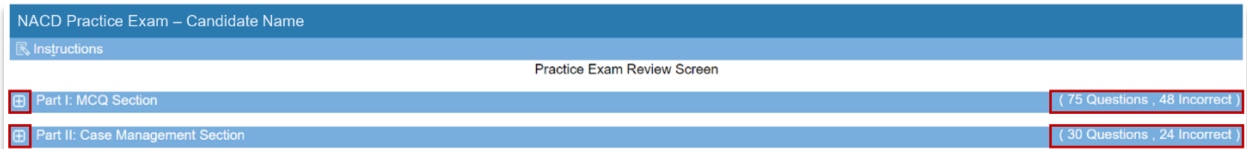
After signing into your Pearson account, your Dashboard will appear.



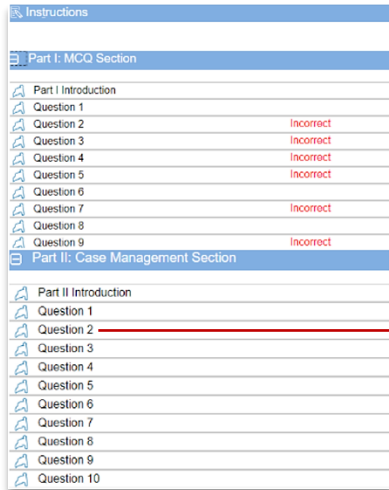
ANSWER AND RATIONALE REVIEW

At the end of the practice exam, you will have access to view the “Practice Exam Review Screen.” There, you can

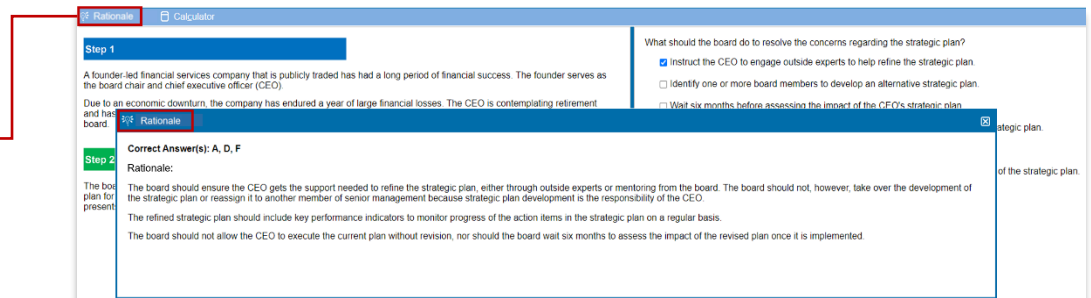
view which questions you answered correctly/incorrectly. To view the information in detail, click the  button to expand Parts I and II.



IMPORTANT: The “Practice Exam Review Screen” is your only opportunity to review the practice exam questions, your responses, and the explanations of the correct answers. Once you select the  button (at the bottom of the review screen), you will not be able to view the items or return to the review screen.



- ▶ **Part I** - When expanded, you can view which questions in Part I (multiple-choice) were incorrect.
- ▶ **Part II** - To review case study answers, click on each of the corresponding questions in the case to reveal the rationale and correct answers for each step.



ENDING THE PRACTICE EXAM

When you are finished reviewing the practice exam, select the  button (in the bottom left-hand corner of the page) to exit the “Practice Exam Review Screen.”

Before officially ending the practice exam, the system will request confirmation before permitting you to proceed with ending the attempt. If you are ready to end the review process, select “Yes.” If you wish to return to the review process, select “no.”

